



66th | वार्षिक रिपोर्ट 2022-23
Annual Report 2022-23

भारतीय जीवन बीमा निगम
Life Insurance Corporation of India

No. of Policies
(in lacs)

204.65

NEW BUSINESS (COMPOSITE)
DURING THE YEAR 2022-23

First Year Premium
Income (Rs. in Cr)

2,31,899.17

Market Share
(Policies)

71.76%

62.58%

Market Share
(FY Premium)

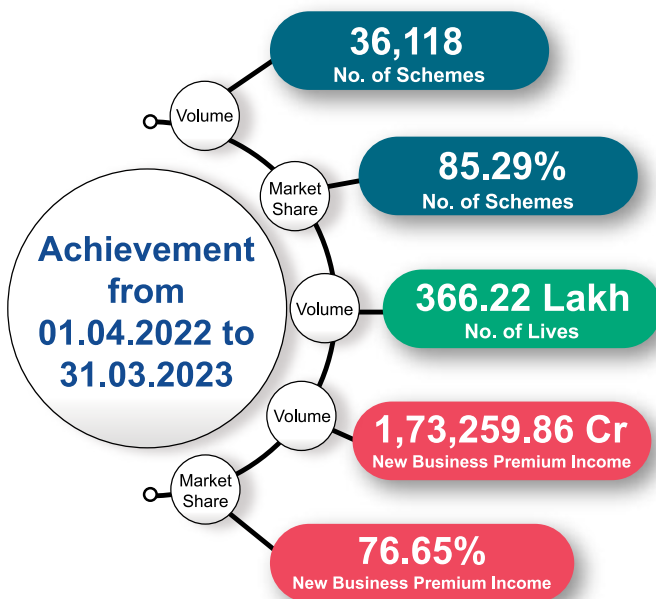
- Excluding Business procured under Pradhan Mantri Vaya Vandana Yojana
- Market Share as per IRDAI Statement

PRADHAN MANTRI VAYA
VANDANA YOJANA 2022-23

No. of Policies 1,26,569
FPI (Rs. in Cr) 11,445.15

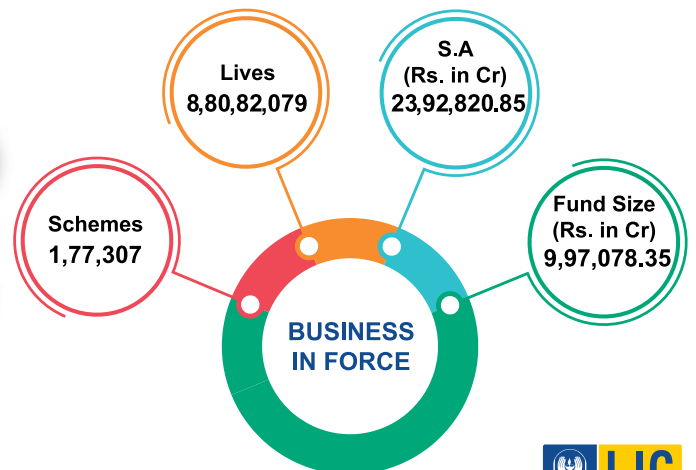


PENSION AND GROUP BUSINESS
(Conventional Business)

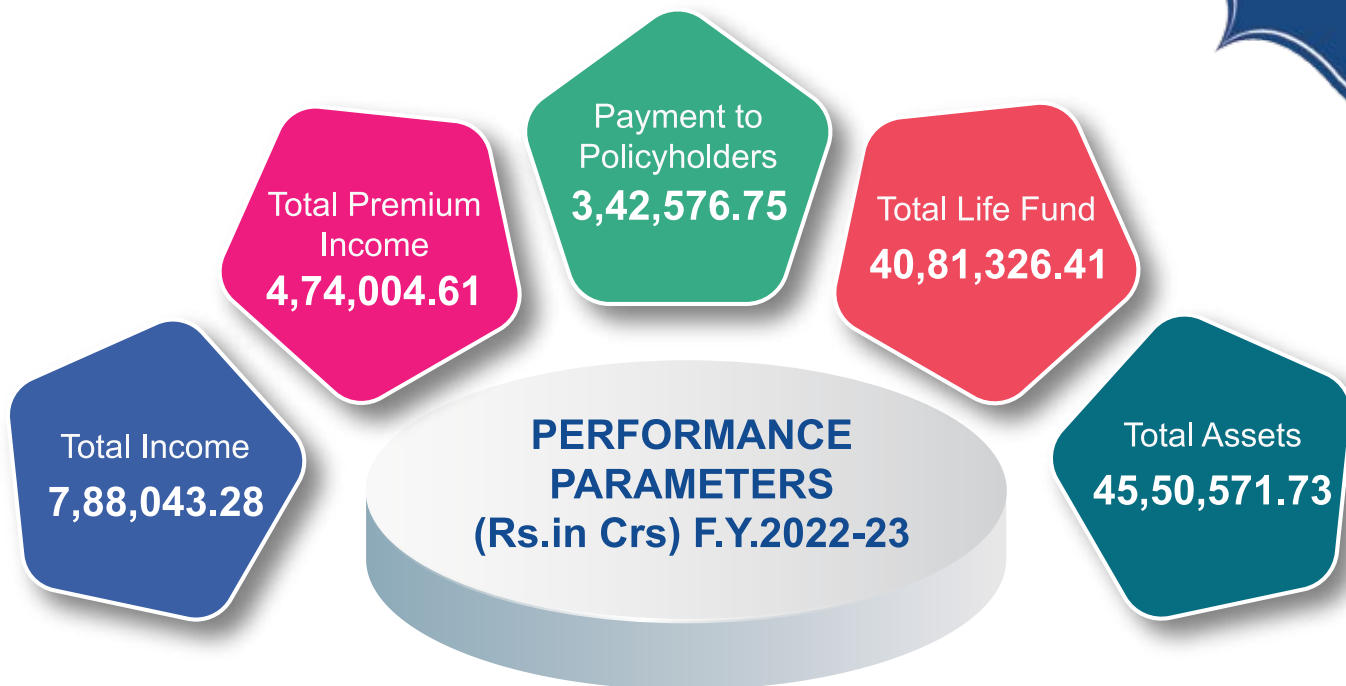


Total Premium Income (in Crore) 1,81,241.27

Total Policy Benefits Paid (In Crore) 1,27,169.81



Lives covered under Pradhan Mantri
Jeevan Jyoti Bima Yojana (PMJJBY) – 2,00,34,659



CLAIM SETTLEMENT PERFORMANCE 2022-23 (INDIVIDUAL, IO, MICRO & P&GS)

Total Number of Claims settled **225.51 Lacs**

Total amount of Claims paid **2,09,938.63 Cr**

Percentage of Maturity Claims Paid **92.65**

Percentage of Death Claims Paid **98.60**

